


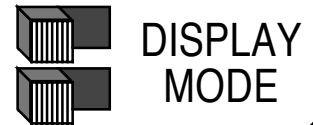
'9' in left column indicates PM in 12 hour mode

Jacks on front panel are not connected to anything inside

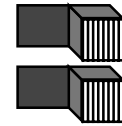
Original device manufactured circa 1972



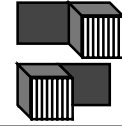
'ADJUST' screw does nothing



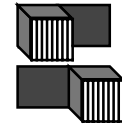
DISPLAY MODE



SET MODE



TEST MODE



DEMO MODE

	LEFT BUTTON	HOUR	MINUTE	SEC	RIGHT BUTTON
TIME	Show date, then year				Show date, then year
DATE		MONTH		DAY	
YEAR		YEAR			
SET	Select next item to be set	HOUR → 10 MIN → 1 MIN			Increment selected item
		MONTH ← → DAY			
		CENTURY ← → YEAR			
TEST	Slow down	ALL MOVE IN UNISON			Speed up
DEMO	Random pattern	ALL MOVE SEPARATELY			Next pattern

Changing 10s or 1s of minutes will set seconds to 0

- 12 hour time display
- 24 hour time display

WARNING: High voltage inside. Light bulb replacement requires soldering.

Fuse: 1/4 A, fast blow
If fuse blows repeatedly, the surge suppression device (MOV) inside has probably failed.